


108KEY

械键盘用户手册

108KEY键位布局图



产品参数

套件尺寸（不含键帽）	443 * 136* 34mm ±2mm
键位数	108键
连接模式	蓝牙/2.4G无线/TYPE-C有线
背光颜色	RGB光/单色光
轴 体	机械轴体
特色功能	全键无冲，全键热插拔，支持三脚/五脚轴体
保 修	质保12个月（人为损坏除外）



包装清单

键盘*1个、接收器*1个、USB-TYPE-C数据线*1根、双用拔轴/拔键帽工具*1个
防尘罩*1个、用户手册*1份

保 修 内 容

1.保修时间：整机自购买之日起12个月
2.以下情况不属于免费保修范围：
a.产品整机或部件已超出保修期
b.操作不当和人为损坏的
c.对电子类部件进行拆装造成的故障及损坏
d.因自然灾害等不可抗力的因素造成的故障及损坏

保修卡

型 号：_____

购买日期：_____年__月__日，购买渠道：_____

产品使用过程中问题描述：_____

报修日期：_____年__月__日

客户信息：

收件人：_____ 联系电话：_____

地址信息：_____

警告！

因电池的特殊性，切记不可用尖锐物或硬物等物件对电池进行戳碰和拆解，以免对人体造成伤害。

使用教程(单模版没有蓝牙和2.4G无线)

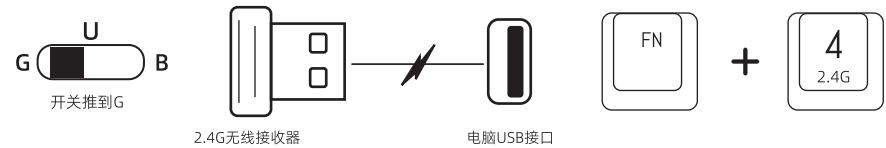
有线模式：



有线模式使用时，开关推到U（单模版无开关），数据线连接键盘和电脑即可使用。数据线连接电脑后，同时将对键盘电池进行充电（单模版无电池）。

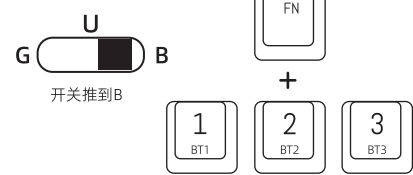
电量不足时，左CTRL键背光亮红色并闪烁提示
充电电压/电流：DC5V=1A(MAX),推荐连接电脑USB口充电，使用大功率快充易损坏键盘
此键盘不具备防水功能，进液后会造或键盘故障。使用过程中注意防止液体等进入键盘内部，不要在潮湿环境中使用。

2.4G无线模式：



2.4G无线使用时，开关推到G，4键闪灯，接收器插入电脑USB口，4键灯停止闪烁，即可无线使用键盘。
（长按Fn+4大约3秒，4键灯光快速闪烁后，把接收器插电脑USB口，可重新配对。）

蓝牙模式：



蓝牙使用时，开关推到B，短按Fn+1切换蓝牙键位，蓝牙配对：长按FN+1，等1键指示灯快速闪烁后，再搜索配对蓝牙成功后即可使用。（2/3键位操作同上）

FN复合键

Windows，单按（F1-F12）=（F1-F12），FN+（F1-F12）=多媒体；Mac，单按（F1-F12）=多媒体，FN+（F1-F12）=（F1-F12）

Fn+	F1	F2	F3	F4	F5	F6	F7	F8	F9	F10	F11	F12
WIN	我的电脑	浏览器	邮箱	计算器	播放器	停止	上一曲	播放/暂停	下一曲	静音	音量-	音量+
MAC	亮度-	亮度+			键盘背光亮度-	键盘背光亮度+	上一曲	播放/暂停	下一曲	静音	音量-	音量+

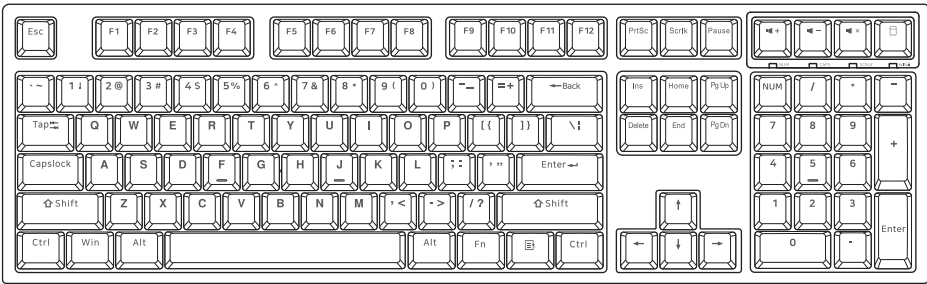
Fn+	ESC	WIN	BackSpace	INS	Home	DEL	方向上	方向下	方向左	方向右	
组合功能	长按3s 恢复出厂设置	锁WIN键	查询电量	背光灯双切换	背光颜色切换	背光开关	背光亮度+	背光亮度-	背光速度减慢	背光速度加快	

注：FN+A=WIN系统，FN+S=MAC系统；WIN键锁定常亮白光；大写时Caps键常亮白光；
查询电量：组合键Fn+BackSpace，背光熄灭，数字键1到0键亮灯显示电量占比，例如：1亮，表示10%电量，1和2亮，表示20%电量。以此类推。（30%以下红色，50%以下黄色，50%以上绿色）

108KEY

mechanical keyboard user manual

108Key layout diagram for reference!



Product parameter

Kit size (without key caps)	443 * 136* 34mm ±2mm
Number of keys	84 keys
Connect Mode	TYPE-C Wired
Backlight color	RGB light
Shaft body	Mechanical shaft body
Featured features	full key hot swappable, support three pin/five pin shaft body
WARRANTY	Warranty for 12 months (except for man-made damage)



Packing list

Keyboard *1, Receiver * 1, USB-TYPE-C data cable *1, tool*1,dust cover*1 ,user manual*1 copy

Warranty content

1. Warranty period: 12 months from the date of purchase.
2. The following conditions are not covered by the free warranty:
a. The whole machine or parts of the product have exceeded the warranty period
b. Improper operation and man-made damage
c. Failure and damage caused by disassembly of electronic parts
d. Failure and damage caused by natural disasters and other force majeure factors

Warranty card

Model:_____

Date of purchase:_____years__month__day

Purchase channel:_____

Problem Description during product use: _____

Date of repair:_____years__month__day

Customer information:

Addressee:_____ Contact number:_____

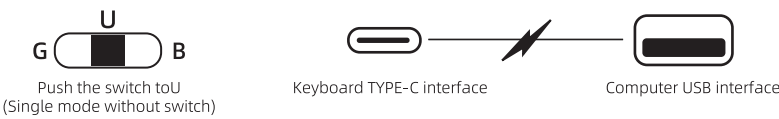
Address information:_____

Warnings!

Due to the particularity of the battery,remember not to use sharp objects or hard objects to poke and disassemble the battery,so as not to cause harm to the human body.

Tutorial for using(Single mode without BT/2.4)

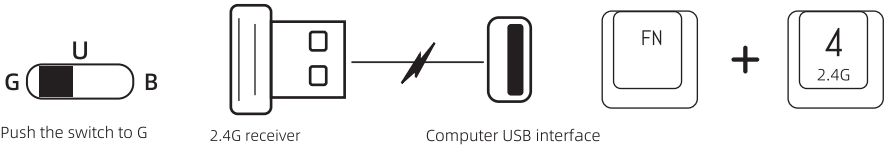
Wired mode:



When the wired mode is used, the data cable is connected to the keyboard and the computer. After connecting the data cable to the computer, it will also charge the keyboard battery(Single mode without battery)(The L ctrl key backlight is red, and when fully charged, the L ctrl key synchronizes the backlight)

When the battery is low, the L ctrl key backlight lights up in red and flashes a prompt
Charging voltage/current: DC5V=1A (MAX),
It is recommended to connect the computer USB port for charging. Using high-power fast charging can easily damage the keyboard
This keyboard does not have waterproof function and may cause keyboard malfunction after liquid injection

2.4G wireless mode:



When using 2.4G wireless, when the switch is pushed to G, the 4-key light flashes, the receiver is inserted into the computer USB port, and the 4-key light stops flashing,The keyboard can be used wirelessly.
(Press and hold Fn+4 for about 3 seconds, and after the 4 button light flashes quickly, plug the receiver into the computer USB port to pair again.)

Bluetooth mode:



When using Bluetooth, push the switch to B, short press Fn+1 to switch the Bluetooth keys position, Bluetooth pairing: long press FN+1, wait for the 1 key indicator light to flash quickly, and then search for Bluetooth pairing successfully to use. (2/3 key position operation is the same as above)

FN composite key

FN+A=Win；WIN：Single press（F1-F12）=（F1-F12），FN+（F1-F12）=multi-media
FN+S=Mac；MAC：Single press（F1-F12）=multi-media，FN+（F1-F12）=（F1-F12）

Fn+	F1	F2	F3	F4	F5	F6	F7	F8	F9	F10	F11	F12
WIN	Computer	Browser	Mailbox	Calculator	Player	Stop	Last song	Play / Pause	Next song	Mute	Volume-	Volume+
MAC	Brightness-	Brightness+			keyboard Backlight-	keyboard Backlight+	Last song	Play / Pause	Next song	Mute	Volume-	Volume+

Fn+	ESC	WIN	BackSpace	INS	Home	DEL	↑	↓	←	→
Function	Factory reset	Lock WIN keys	Query battery level	Light effect switching	Color switching	Backlight On/Off	Backlight Brightness+	Backlight Brightness-	Backlight Speed -	Backlight Speed +

Note:illuminates white when the WIN button is locked; Caps button lights up white when capitalized
Query battery level: Press Fn+BackSpace, the backlight will turn off, and the number keys 1 to 0 will light up to display the proportion of battery level. For example, if 1 is on, it indicates 10% battery level, and if 1 and 2 are on, it indicates 20% battery level. And so on. (Below 30% red, below 50% yellow, above 50% green)

Ligh t effect mode

FN+INS Switch light effect mode

FN+HOME Switch backlight color (red, green, blue, yellow, purple, cyan, white, mixed color)

1: Mixed Color Constant Illumination Mode (default), 2: Breathing Mode, 3: Fantasy Rainbow, 4: Instant Trigger, 5: Walking in the Rain, 6: Rainbow Wheel, 7: Button Ripples, 8: Stars Dotting, 9: Snowy Striking, 10: Continuous Flowing, 11: Following the Waves, 12: Following the Shadow, 13: Dazzling Waves, 14: Rotating Windmill, 15: Colorful Waterfall, 16: Blossoming Wealth, 17: Game light effect (default ESC. ASDW. arrow keys up, down, left, right, bright blue light, customizable with driver), 18: turn off the light

If there is any change in the preset light effect, the actual received one shall prevail!

system requirements

Bluetooth mode

The device has Bluetooth 3.0, Bluetooth 5.0 or higher

PC: Windows 7 or higher system; Mac: macos X 10.6 Snow Leopard or higher system

IOS: iPad/iPhone 5 or higher; Android: 5.0 or higher; Harmonyos: 2.0 or higher

Wired/2.4G mode

Computers with available USB ports

PC: Windows 7 or higher system; Mac: macos X 10.6 Snow Leopard or higher system